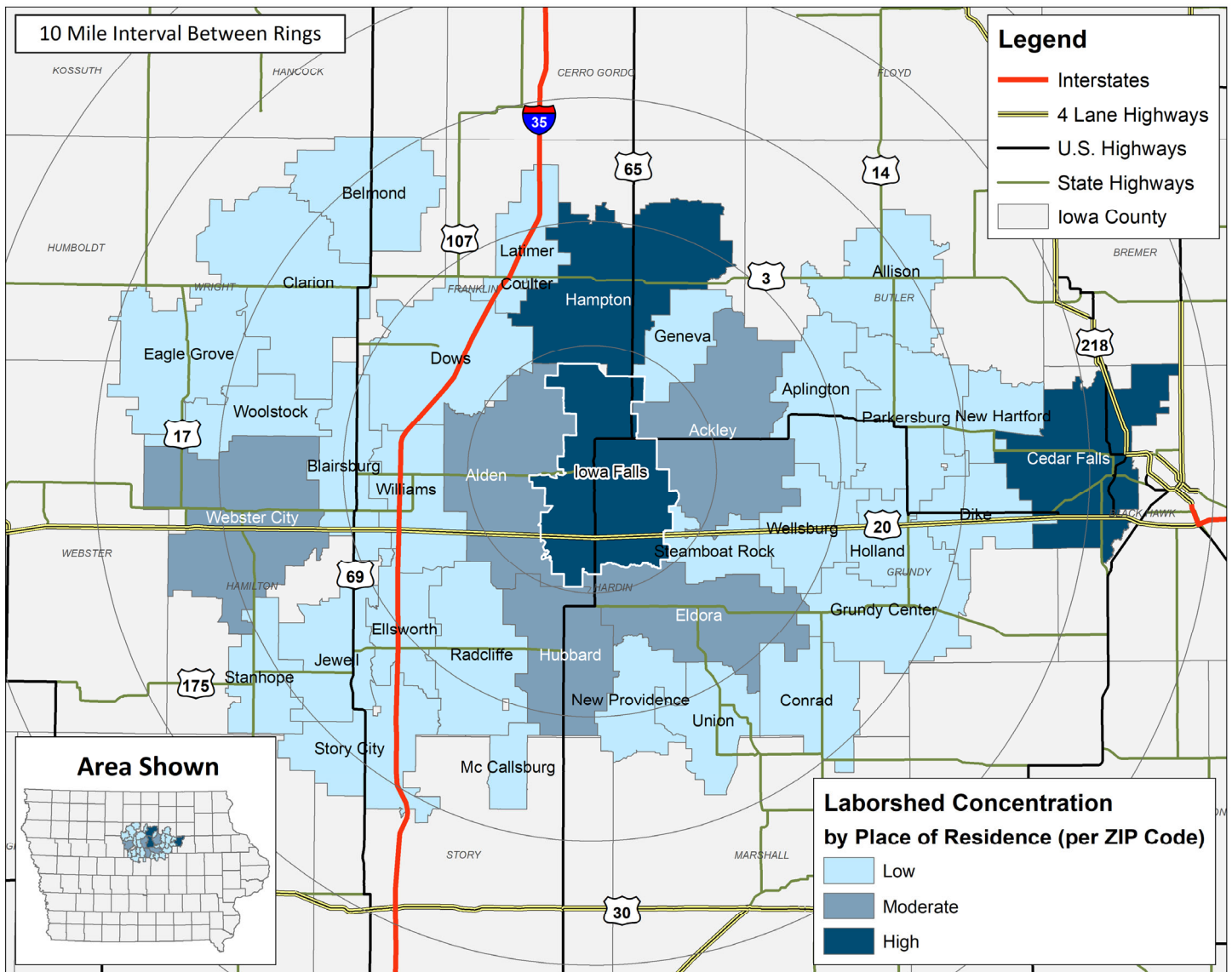


LABOR CHARACTERISTICS

WHOLESALE & RETAIL

IOWA FALLS, IA LABORSHED AREA

CONCENTRATION OF RESPONDENTS WITHIN THE LABORSHED AREA WITH TRANSFERABLE EXPERIENCE/SKILLS BY PLACE OF RESIDENCE



Workers who have transferable experience/skills in the industry are currently commuting an average of 15 miles one way for work. Those who are likely to change/accept employment are willing to commute an average of 30 miles one way for the right employment opportunity.

FOR MORE INFORMATION REGARDING THE IOWA FALLS, IA LABORSHED, CONTACT:

Iowa Falls Area Development Corporation
520 Rocksylvania Avenue
Iowa Falls, IA 50126

Phone: (641) 648-5549 | E-mail: director@iowafallsdevelopment.com

www.iowafallsdevelopment.com

LABOR CHARACTERISTICS

WHOLESALE & RETAIL

- Automotive Service Technicians & Mechanics - 519
- Bakers - 170
- Bookkeeping, Accounting, & Auditing Clerks - 1,045
- Business Operations Specialists, All Other - 345
- Butchers & Meat Cutters - 171
- Cashiers - 870
- Cleaners of Vehicles & Equipment - 172
- Computer, Automated Teller, & Office Machine Repairers - 173
- Cooks, Fast Food - 520
- Counter & Rental Clerks - 173
- Customer Service Reps - 1,568
- Driver/Sales Workers - 174
- Floral Designers - 346
- Food Preparation & Serving Related Workers, All Other - 174
- Food Preparation Workers - 175
- General & Operations Managers - 1,045
- Hairdressers, Hairstylists, & Cosmetologists - 521
- Heavy & Tractor-Trailer Truck Drivers - 2,787
- Industrial Truck & Tractor Operators - 176
- Installation, Maintenance, & Repair Workers, All Other - 871
- Janitors & Cleaners - 522
- Laborers & Freight, Stock, & Material Movers, Hand - 177
- Merchandise Displayers & Window Trimmers - 697
- Office Clerks, General - 523
- Pharmacists - 178
- Pharmacy Technicians - 179
- Production Workers, All Other - 1,568
- Production, Planning, & Expediting Clerks - 347
- Retail Salespersons - 698
- Sales & Related Workers, All Other - 524
- Sales Managers - 872
- Sales Representatives - 348
- Shipping, Receiving, & Traffic Clerks - 349
- Supervisors of Office & Administrative Support Workers - 1,393
- Supervisors of Production & Operating Workers - 1,045
- Supervisors of Retail Sales Workers - 696
- Team Assemblers - 525
- Waiters & Waitresses - 350
- Wholesale & Retail Buyers, Except Farm Products - 180

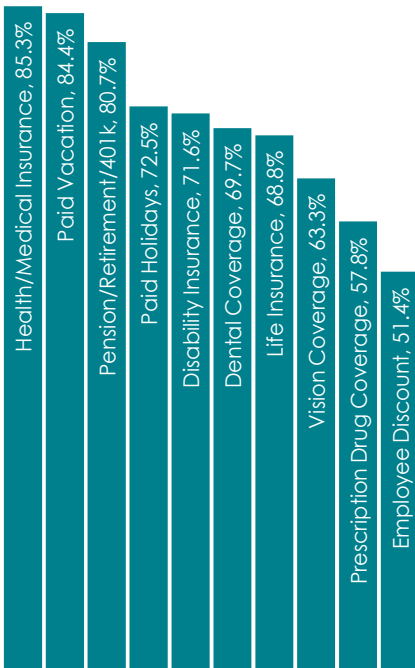
AN ESTIMATED TOTAL OF **23,166** PEOPLE IN THE LABORSHED AREA

UNDEREMPLOYMENT (ESTIMATED):

- Low hours - 3.8% (63)
- Low income - 0.8% (13)
- Mismatch of skills - 7.5% (123)
- Total - 9.0% (148)

(Individuals counted only once when estimating Total Underemployment.)

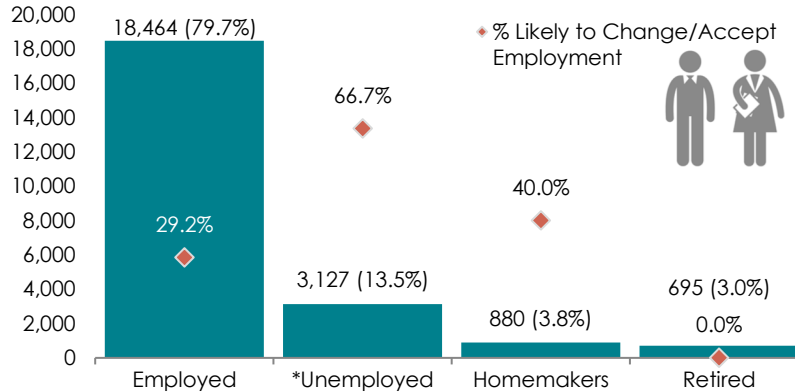
CURRENT BENEFITS:



DESIRED BENEFITS:



ESTIMATED TOTAL BY EMPLOYMENT STATUS (PERCENTAGE):



**Employment status is self-identified by the survey respondent. The unemployment percentage does not reflect the unemployment rate published by the U.S. Bureau of Labor Statistics, which applies a stricter definition.*

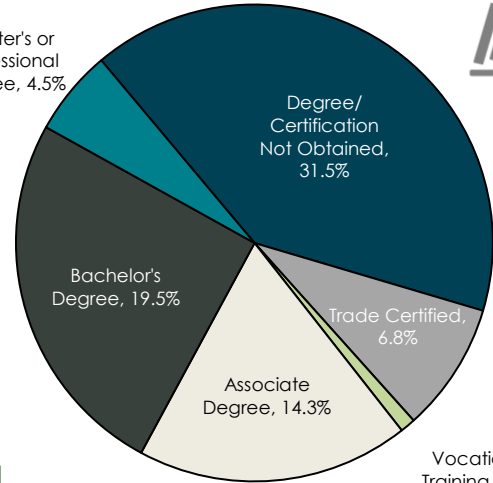
EMPLOYMENT STATS:

- 68.4% paid an hourly wage
- 80.0% are/were employed full-time
- 20.0% are/were employed part-time
- 12.8% are/were self-employed
- 8.5% hold two or more jobs
- Currently working an average of 43 hours/week

EDUCATIONAL LEVEL:

(77.4% HAVE AN EDUCATION BEYOND HIGH SCHOOL)

Master's or Professional Degree, 4.5%



TOP JOB SEARCH RESOURCES:

(For those seeking employment opportunities, by use.)

- Internet - 82.4%
 - www.indeed.com
 - www.linkedin.com
 - www.facebook.com
- Networking through friends, family or acquaintances - 42.7%
- IowaWORKS Centers - 26.7%
- Newspapers - 18.3%



LABOR CHARACTERISTICS

WHOLESALE & RETAIL

OCCUPATION	OCCUPATIONAL CODE	MEAN WAGE	ENTRY WAGE	EXPERIENCED WAGE	MEDIAN WAGE	MEAN ANNUAL SALARY
Accountants and Auditors	13-2011	\$27.53	\$17.45	\$32.57	\$26.26	\$57,266
Automotive Service Technicians and Mechanics	49-3023	\$20.17	\$12.83	\$23.84	\$18.11	\$41,958
Bartenders	35-3011	\$9.13	\$8.46	\$9.46	\$9.04	\$18,988
Billing and Posting Clerks	43-3021	\$19.68	\$15.32	\$21.86	\$20.09	\$40,938
Bookkeeping, Accounting, and Auditing Clerks	43-3031	\$17.55	\$10.82	\$20.91	\$16.67	\$36,495
Butchers and Meat Cutters	51-3021	\$14.36	\$10.88	\$16.10	\$13.45	\$29,876
Cashiers	41-2011	\$11.57	\$9.48	\$12.61	\$11.51	\$24,062
Computer and Information Systems Managers	11-3021	\$53.33	\$42.92	\$58.53	\$55.16	\$110,923
Conveyor Operators and Tenders	53-7011	\$17.53	\$15.40	\$18.60	\$17.53	\$36,465
Cost Estimators	13-1051	\$25.84	\$12.57	\$32.47	\$27.35	\$53,749
Customer Service Representatives	43-4051	\$16.61	\$10.66	\$19.59	\$16.07	\$34,551
Executive Secretaries and Executive Administrative Assistants	43-6011	\$22.31	\$16.74	\$25.10	\$21.82	\$46,409
Farm Equipment Mechanics and Service Technicians	49-3041	\$20.12	\$16.45	\$21.96	\$20.13	\$41,854
Financial Managers	11-3031	\$50.22	\$29.63	\$60.52	\$45.83	\$104,464
First-Line Supervisors of Food Preparation and Serving Workers	35-1012	\$14.64	\$11.24	\$16.34	\$13.06	\$30,445
First-Line Supervisors of Mechanics, Installers, and Repairers	49-1011	\$35.90	\$25.55	\$41.07	\$36.33	\$74,668
First-Line Supervisors of Office and Administrative Support Workers	43-1011	\$27.10	\$19.10	\$31.10	\$26.00	\$56,362
First-Line Supervisors of Production and Operating Workers	51-1011	\$26.35	\$17.73	\$30.66	\$25.34	\$54,803
First-Line Supervisors of Retail Sales Workers	41-1011	\$17.13	\$13.30	\$19.04	\$15.45	\$35,626
Floral Designers	27-1023	\$12.47	\$10.91	\$13.24	\$12.61	\$25,927
General and Operations Managers	11-1021	\$35.64	\$18.18	\$44.37	\$30.62	\$74,139
Graphic Designers	27-1024	\$17.59	\$13.59	\$19.59	\$17.37	\$36,591
Heavy and Tractor-Trailer Truck Drivers	53-3032	\$21.72	\$16.99	\$24.09	\$19.55	\$45,188
Human Resources Managers	11-3121	\$50.10	\$37.61	\$56.35	\$53.53	\$104,212
Human Resources Specialists	13-1071	\$27.38	\$19.70	\$31.21	\$27.37	\$56,940
Industrial Production Managers	11-3051	\$44.42	\$28.88	\$52.19	\$44.71	\$92,387
Industrial Truck and Tractor Operators	53-7051	\$17.76	\$14.81	\$19.24	\$17.64	\$36,943
Inspectors, Testers, Sorters, Samplers, and Weighers	51-9061	\$19.63	\$14.53	\$22.17	\$19.44	\$40,822
Laborers and Freight, Stock, and Material Movers, Hand	53-7062	\$16.63	\$12.42	\$18.74	\$17.33	\$34,596
Light Truck or Delivery Services Drivers	53-3033	\$13.03	\$11.06	\$14.01	\$12.25	\$27,099
Maids and Housekeeping Cleaners	37-2012	\$11.10	\$8.88	\$12.22	\$10.49	\$23,097
Maintenance and Repair Workers, General	49-9071	\$20.48	\$14.39	\$23.52	\$21.32	\$42,597
Management Analysts	13-1111	\$27.26	\$13.67	\$34.05	\$30.17	\$56,693
Office Clerks, General	43-9061	\$13.51	\$8.45	\$16.04	\$12.28	\$28,094
Order Clerks	43-4151	\$18.25	\$13.70	\$20.53	\$16.44	\$37,961
Production Workers, All Other	51-9199	\$12.28	\$8.41	\$14.21	\$13.18	\$25,533
Production, Planning, and Expediting Clerks	43-5061	\$22.27	\$17.25	\$24.79	\$21.34	\$46,329
Receptionists and Information Clerks	43-4171	\$15.51	\$12.86	\$16.84	\$15.88	\$32,263
Retail Salespersons	41-2031	\$11.80	\$8.88	\$13.27	\$9.96	\$24,553
Sales Managers	11-2022	\$42.30	\$26.78	\$50.06	\$43.51	\$87,986
Sales Representatives, Wholesale and Manufacturing, Except Technical and Scientific Products	41-4012	\$30.11	\$17.55	\$36.39	\$27.20	\$62,626
Secretaries and Administrative Assistants, Except Legal, Medical, and Executive	43-6014	\$16.79	\$12.71	\$18.84	\$16.15	\$34,929
Shipping, Receiving, and Traffic Clerks	43-5071	\$18.08	\$13.47	\$20.39	\$17.88	\$37,609
Welders, Cutters, Solderers, and Brazers	51-4121	\$18.72	\$13.79	\$21.19	\$19.77	\$38,935

The 2021 Iowa Wage data for the Iowa Falls, IA Laborshed area was produced by the Labor Force & Occupational Analysis Bureau to provide communities local information on wages by occupation. The source of the wage and employment data is based on the May 2020 OES estimates. Additional occupational wage and employment data can be found at www.iowalmi.gov/laborshed.