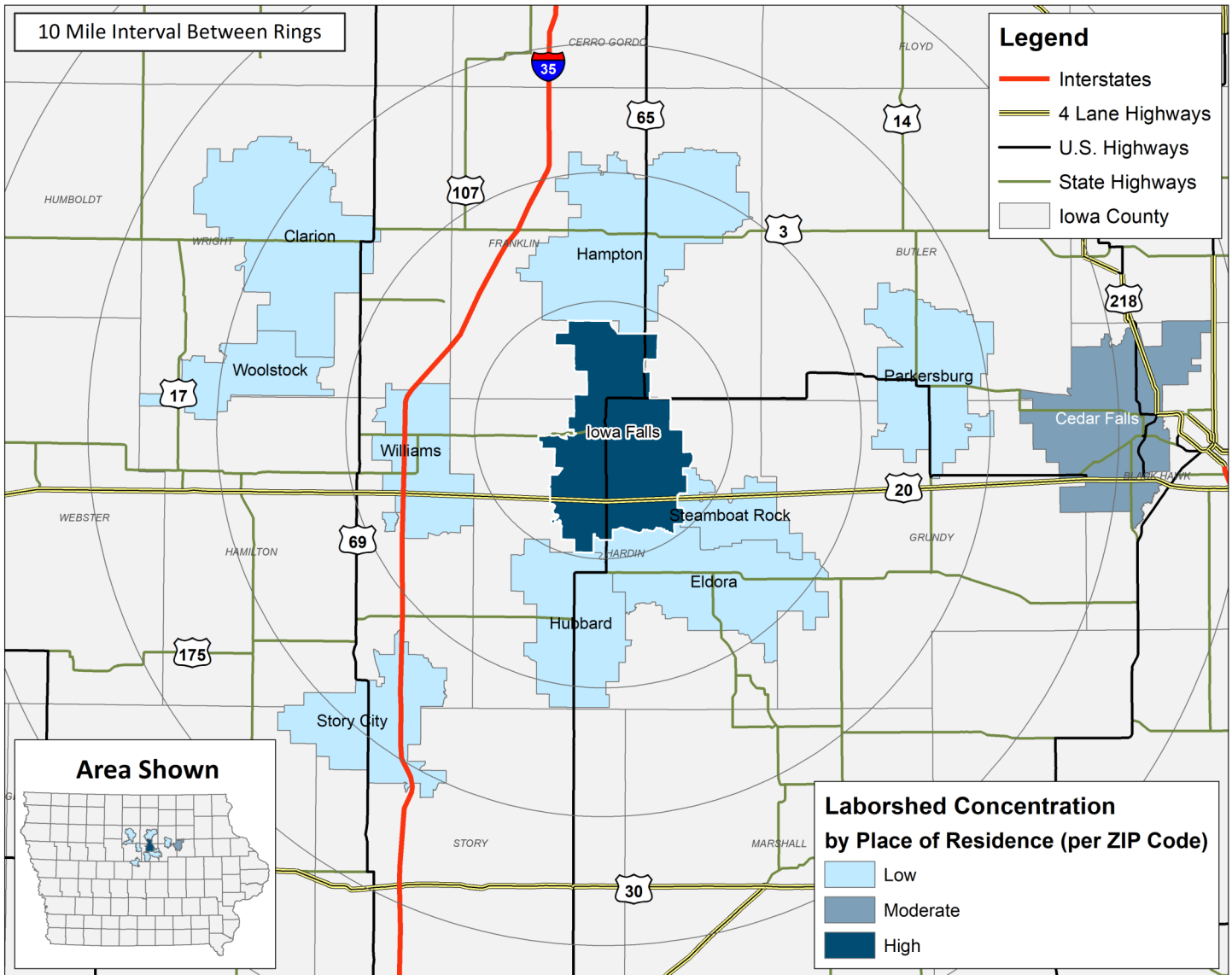


LABOR CHARACTERISTICS

SPECIAL TRADE CONTRACTORS

IOWA FALLS, IA LABORSHED AREA

CONCENTRATION OF RESPONDENTS WITHIN THE LABORSHED AREA
WITH TRANSFERABLE EXPERIENCE/SKILLS BY PLACE OF RESIDENCE



Workers who have transferable experience/skills in the industry are currently commuting an average of 18 miles one way for work. Those who are likely to change/accept employment are willing to commute an average of 38 miles one way for the right employment opportunity.

FOR MORE INFORMATION REGARDING THE IOWA FALLS, IA LABORSHED, CONTACT:

Iowa Falls Area Development Corporation
520 Rocksylvania Avenue
Iowa Falls, IA 50126

Phone: (641) 648-5549 | E-mail: director@iowafallsdevelopment.com
www.iowafallsdevelopment.com

LABOR CHARACTERISTICS

SPECIAL TRADE CONTRACTORS

- Automotive Service Technicians and Mechanics - 522
- Carpenters - 521
- Cement Masons and Concrete Finishers - 173
- Construction Laborers - 174
- Electrical Power-Line Installers and Repairers - 697
- Electricians - 696
- Heating, Air Conditioning, and Refrigeration Mechanics and Installers - 349
- Heavy and Tractor-Trailer Truck Drivers - 2,785
- Industrial Truck and Tractor Operators - 176
- Installation, Maintenance, and Repair Workers, All Other - 871
- Landscaping and Groundskeeping Workers - 348
- Wind Turbine Service Technicians - 175

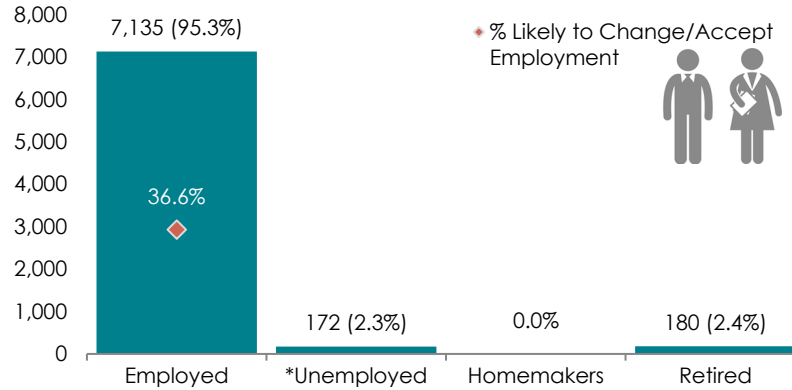
AN ESTIMATED TOTAL OF **7,487** PEOPLE IN THE LABORSHED AREA

UNDEREMPLOYMENT (ESTIMATED):

- Low hours - 0.0%
- Low income - 0.0%
- Mismatch of skills - 7.0% (37)
- Total - 7.0% (37)

(Individuals counted only once when estimating Total Underemployment.)

ESTIMATED TOTAL BY EMPLOYMENT STATUS (PERCENTAGE):



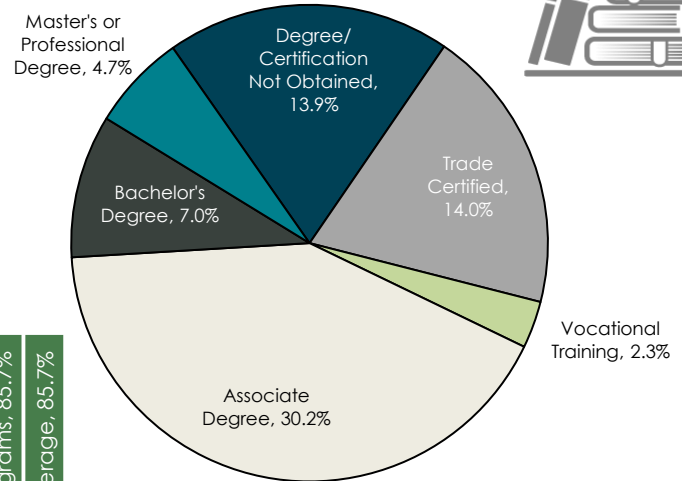
**Employment status is self-identified by the survey respondent. The unemployment percentage does not reflect the unemployment rate published by the U.S. Bureau of Labor Statistics, which applies a stricter definition.*

EMPLOYMENT STATS:

- 79.1% paid an hourly wage
- 97.7% are/were employed full-time
- 2.3% are/were employed part-time
- 19.0% are/were self-employed
- 4.9% hold two or more jobs
- Currently working an average of 51 hours/week

EDUCATIONAL LEVEL:

(72.1% HAVE AN EDUCATION BEYOND HIGH SCHOOL)



CURRENT BENEFITS:



DESIRED BENEFITS:



TOP JOB SEARCH RESOURCES:

(For those seeking employment opportunities, by use.)

- Internet - 65.9%
 - www.indeed.com
 - www.company/organizationwebsite
 - www.facebook.com
- Networking through friends, family or acquaintances - 53.7%
- Private Employment Services - 22.0%
- IowaWORKS Centers - 22.0%



LABOR CHARACTERISTICS

SPECIAL TRADE CONTRACTORS

OCCUPATION	OCCUPATIONAL CODE	MEAN WAGE	ENTRY WAGE	EXPERIENCED WAGE	MEDIAN WAGE	MEAN ANNUAL SALARY
Automotive Service Technicians and Mechanics	49-3023	\$20.17	\$12.83	\$23.84	\$18.11	\$41,958
Carpenters	47-2031	\$20.37	\$12.24	\$24.44	\$21.58	\$42,373
Cement Masons and Concrete Finishers	47-2051	\$24.06	\$19.92	\$26.14	\$24.13	\$50,053
Construction and Building Inspectors	47-4011	\$30.92	\$25.56	\$33.60	\$31.12	\$64,317
Construction Laborers	47-2061	\$15.96	\$12.28	\$17.80	\$16.42	\$33,188
Electrical Power-Line Installers and Repairers	49-9051	\$35.09	\$29.34	\$37.96	\$35.58	\$72,978
Electricians	47-2111	\$24.27	\$20.52	\$26.14	\$24.25	\$50,477
Heating, Air Conditioning, and Refrigeration Mechanics and Installers	49-9021	\$21.24	\$15.54	\$24.08	\$21.74	\$44,170
Heavy and Tractor-Trailer Truck Drivers	53-3032	\$21.72	\$16.99	\$24.09	\$19.55	\$45,188
Industrial Machinery Mechanics	49-9041	\$24.05	\$16.20	\$27.97	\$25.67	\$50,016
Industrial Truck and Tractor Operators	53-7051	\$17.76	\$14.81	\$19.24	\$17.64	\$36,943
Landscaping and Groundskeeping Workers	37-3011	\$16.80	\$13.12	\$18.64	\$16.71	\$34,942
Light Truck or Delivery Services Drivers	53-3033	\$13.03	\$11.06	\$14.01	\$12.25	\$27,099
Machinists	51-4041	\$22.27	\$18.79	\$24.02	\$22.28	\$46,327
Maintenance and Repair Workers, General	49-9071	\$20.48	\$14.39	\$23.52	\$21.32	\$42,597
Maintenance Workers, Machinery	49-9043	\$20.02	\$13.95	\$23.06	\$19.59	\$41,650
Mobile Heavy Equipment Mechanics, Except Engines	49-3042	\$24.63	\$21.57	\$26.16	\$23.97	\$51,231
Tool and Die Makers	51-4111	\$27.32	\$23.27	\$29.35	\$27.75	\$56,828
Welders, Cutters, Solderers, and Brazers	51-4121	\$18.72	\$13.79	\$21.19	\$19.77	\$38,935

The 2021 Iowa Wage data for the Iowa Falls, IA Laborshed area was produced by the Labor Force & Occupational Analysis Bureau to provide communities local information on wages by occupation. The source of the wage and employment data is based on the May 2020 OES estimates. Additional occupational wage and employment data can be found at www.iowalmi.gov/laborshed.

