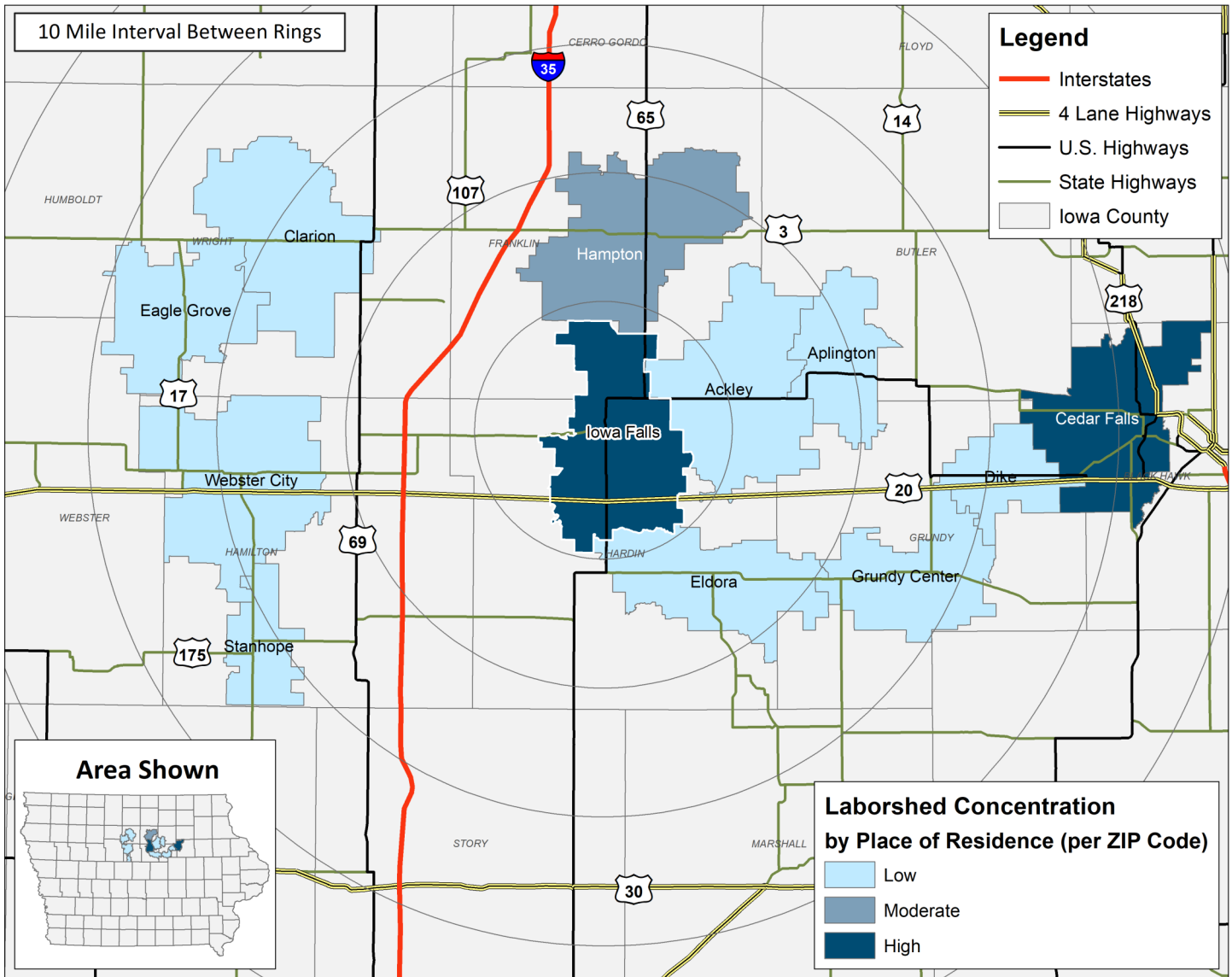


LABOR CHARACTERISTICS

PRODUCTION

IOWA FALLS, IA LABORSHED AREA

CONCENTRATION OF RESPONDENTS WITHIN THE LABORSHED AREA WITH TRANSFERABLE EXPERIENCE/SKILLS BY PLACE OF RESIDENCE



Workers who have transferable experience/skills in the industry are currently commuting an average of 14 miles one way for work. Those who are likely to change/accept employment are willing to commute an average of 24 miles one way for the right employment opportunity.

FOR MORE INFORMATION REGARDING THE IOWA FALLS, IA LABORSHED, CONTACT:

Iowa Falls Area Development Corporation
520 Rocksylvania Avenue
Iowa Falls, IA 50126

Phone: (641) 648-5549 | E-mail: director@iowafallsdevelopment.com

www.iowafallsdevelopment.com

LABOR CHARACTERISTICS

PRODUCTION

ESTIMATED AVAILABLE LABOR PER OCCUPATIONAL CATEGORY:

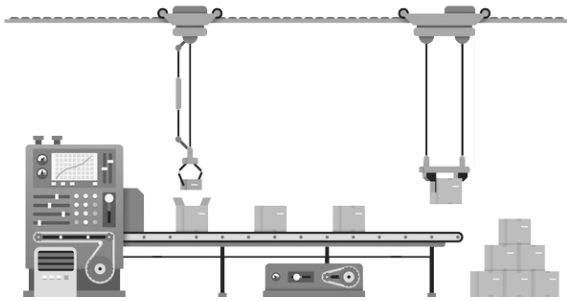
- Bakers - 172
- Butchers and Meat Cutters - 173
- First-Line Supervisors of Production and Operating Workers - 1,053
- Inspectors, Testers, Sorters, Samplers, and Weighers - 178
- Laundry and Dry-Cleaning Workers - 174
- Production Workers, All Other - 1,576
- Sewers, Hand - 176
- Sewing Machine Operators - 175
- Team Assemblers - 525
- Water and Wastewater Treatment Plant and System Operators - 177

AN ESTIMATED TOTAL OF **4,379** PEOPLE IN THE LABORSHED AREA

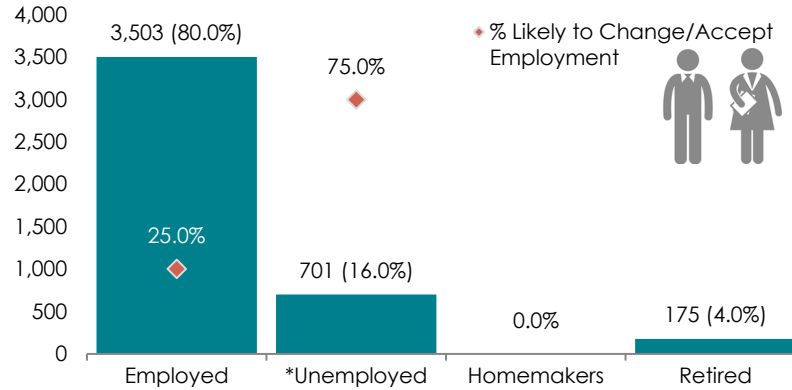
UNDEREMPLOYMENT (ESTIMATED):

- Low hours - 4.0% (12)
- Mismatch of skills - 8.0% (25)
- Low income - 0.0%
- Total - 8.0% (25)

(Individuals counted only once when estimating Total Underemployment.)



ESTIMATED TOTAL BY EMPLOYMENT STATUS (PERCENTAGE):



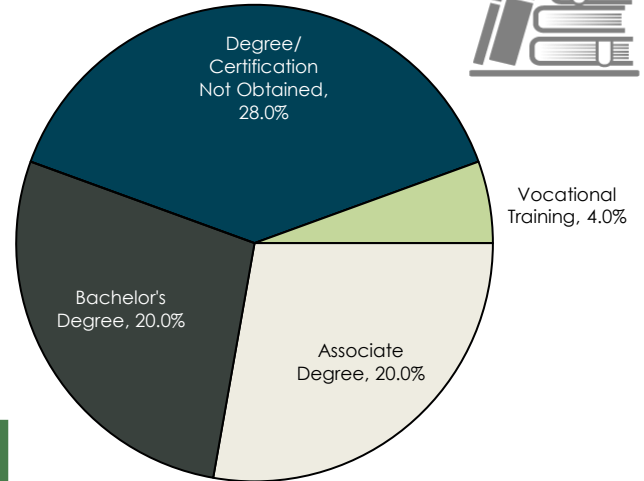
**Employment status is self-identified by the survey respondent. The unemployment percentage does not reflect the unemployment rate published by the U.S. Bureau of Labor Statistics, which applies a stricter definition.*

EMPLOYMENT STATS:

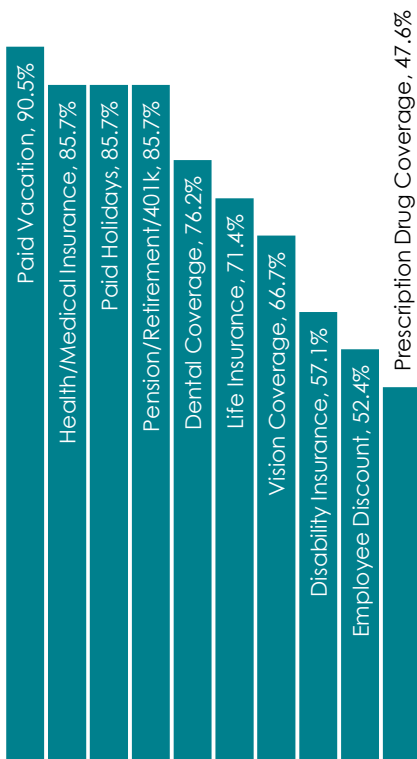
- 88.0% paid an hourly wage
- 79.2% are/were employed full-time
- 20.8% are/were employed part-time
- 5.0% are/were self-employed
- 10.0% hold two or more jobs
- Currently working an average of 40 hours/week

EDUCATIONAL LEVEL:


(72.0% HAVE AN EDUCATION BEYOND HIGH SCHOOL)



CURRENT BENEFITS:



DESIRED BENEFITS:



TOP JOB SEARCH RESOURCES:

(For those seeking employment opportunities, by use.)

- Internet - 84.0%
 - www.indeed.com
 - www.facebook.com
 - www.linkedin.com
- Networking through friends, family or acquaintances - 36.0%
- IowaWORKS Centers - 28.0%
- Private Employment Services - 24.0%



LABOR CHARACTERISTICS

PRODUCTION

OCCUPATION	OCCUPATIONAL CODE	MEAN WAGE	ENTRY WAGE	EXPERIENCED WAGE	MEDIAN WAGE	MEAN ANNUAL SALARY
Butchers and Meat Cutters	51-3021	\$14.36	\$10.88	\$16.10	\$13.45	\$29,876
Coating, Painting, and Spraying Machine Setters, Operators, and Tenders	51-9124	\$19.50	\$16.37	\$21.07	\$19.34	\$40,558
Computer Numerically Controlled Tool Operators	51-9161	\$21.73	\$17.29	\$23.95	\$21.56	\$45,197
First-Line Supervisors of Production and Operating Workers	51-1011	\$26.35	\$17.73	\$30.66	\$25.34	\$54,803
Helpers--Production Workers	51-9198	\$14.13	\$10.79	\$15.80	\$14.44	\$29,389
Inspectors, Testers, Sorters, Samplers, and Weighers	51-9061	\$19.63	\$14.53	\$22.17	\$19.44	\$40,822
Laundry and Dry-Cleaning Workers	51-6011	\$12.97	\$10.96	\$13.98	\$12.09	\$26,985
Machinists	51-4041	\$22.27	\$18.79	\$24.02	\$22.28	\$46,327
Mixing and Blending Machine Setters, Operators, and Tenders	51-9023	\$18.72	\$16.30	\$19.92	\$18.46	\$38,928
Packaging and Filling Machine Operators and Tenders	51-9111	\$16.40	\$13.57	\$17.81	\$16.46	\$34,104
Printing Press Operators	51-5112	\$15.44	\$9.96	\$18.18	\$14.32	\$32,118
Production Workers, All Other	51-9199	\$12.28	\$8.41	\$14.21	\$13.18	\$25,533
Tool and Die Makers	51-4111	\$27.32	\$23.27	\$29.35	\$27.75	\$56,828
Water and Wastewater Treatment Plant and System Operators	51-8031	\$24.39	\$18.87	\$27.15	\$23.44	\$50,737
Welders, Cutters, Solderers, and Brazers	51-4121	\$18.72	\$13.79	\$21.19	\$19.77	\$38,935
Woodworking Machine Setters, Operators, and Tenders, Except Sawing	51-7042	\$16.02	\$11.34	\$18.37	\$15.59	\$33,329

The 2021 Iowa Wage data for the Iowa Falls, IA Laborshed area was produced by the Labor Force & Occupational Analysis Bureau to provide communities local information on wages by occupation. The source of the wage and employment data is based on the May 2020 OES estimates. Additional occupational wage and employment data can be found at www.iowalmi.gov/laborshed.

