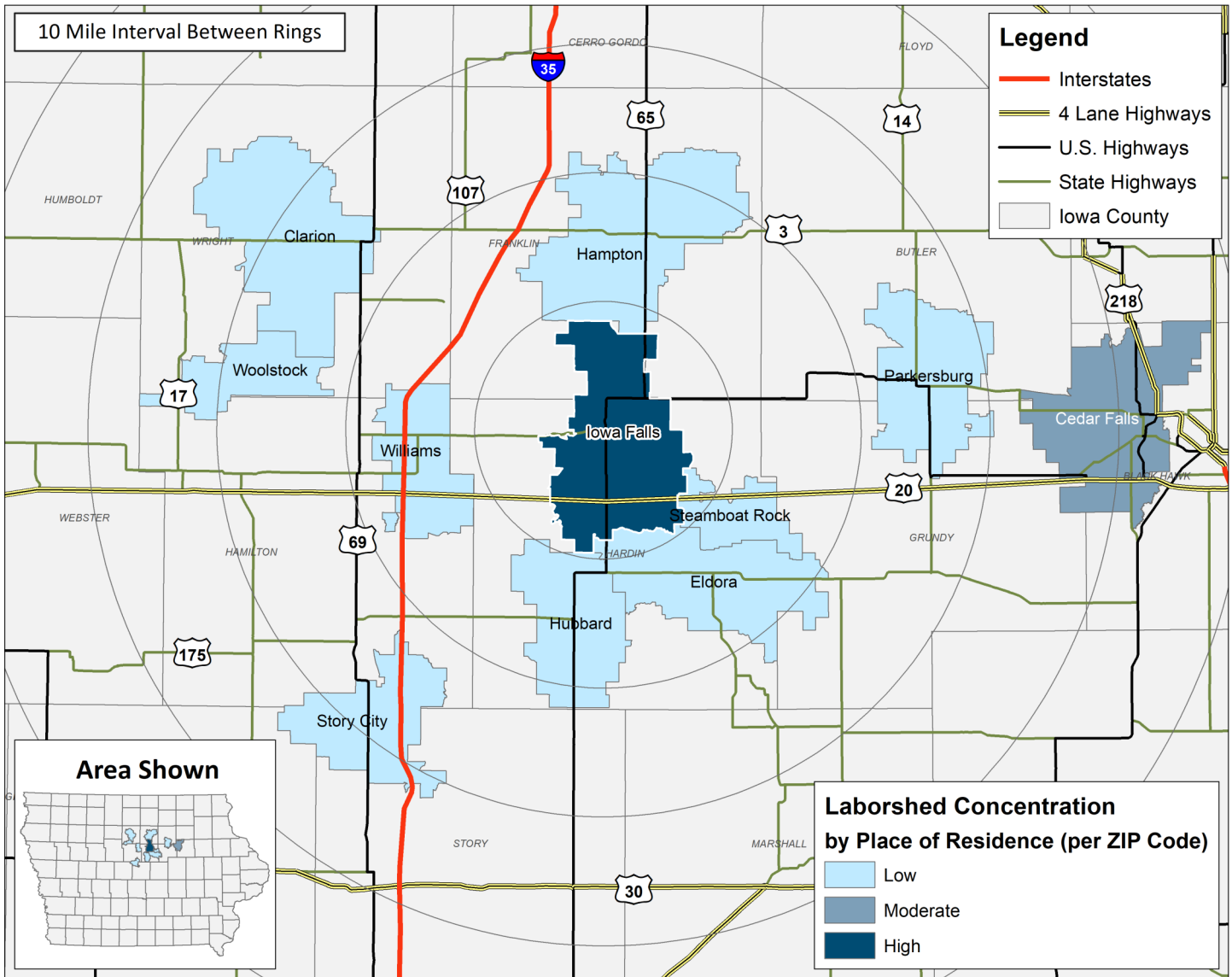


# LABOR CHARACTERISTICS

## HEALTHCARE

### IOWA FALLS, IA LABORSHED AREA

CONCENTRATION OF RESPONDENTS WITHIN THE LABORSHED AREA  
WITH TRANSFERABLE EXPERIENCE/SKILLS BY PLACE OF RESIDENCE



Workers who have transferable experience/skills in the industry are currently commuting an average of 14 miles one way for work. Those who are likely to change/accept employment are willing to commute an average of 33 miles one way for the right employment opportunity.

FOR MORE INFORMATION REGARDING THE IOWA FALLS, IA LABORSHED, CONTACT:

Iowa Falls Area Development Corporation  
520 Rocksylvania Avenue  
Iowa Falls, IA 50126

Phone: (641) 648-5549 | E-mail: [director@iowafallsdevelopment.com](mailto:director@iowafallsdevelopment.com)

[www.iowafallsdevelopment.com](http://www.iowafallsdevelopment.com)

# LABOR CHARACTERISTICS

## HEALTHCARE

### ESTIMATED AVAILABLE LABOR PER OCCUPATIONAL CATEGORY:

- Child, Family, and School Social Workers - 170
- Clergy - 173
- Community and Social Service Specialists, All Other - 172
- Dentists, General - 174
- Dietetic Technicians - 178
- Dietitians and Nutritionists - 175
- Healthcare Practitioners and Technical Workers, All Other - 181
- Healthcare Social Workers - 352
- Life, Physical, and Social Science Technicians, All Other - 169
- Massage Therapists - 353
- Medical and Health Services Managers - 351
- Medical Equipment Preparers - 182
- Medical Scientists, Except Epidemiologists - 168
- Pharmacists - 176
- Pharmacy Technicians - 179
- Radiologic Technologists - 177
- Registered Nurses - 1,403
- Residential Advisors - 354
- Social Workers, All Other - 171
- Surgical Technologists - 180

AN ESTIMATED TOTAL OF **5,438** PEOPLE IN THE LABORSHED AREA


### UNDEREMPLOYMENT (ESTIMATED):

- Low hours - 0.0%
- Low income - 0.0%
- Mismatch of skills - 3.2% (12)
- Total - 3.2% (12)

*(Individuals counted only once when estimating Total Underemployment.)*



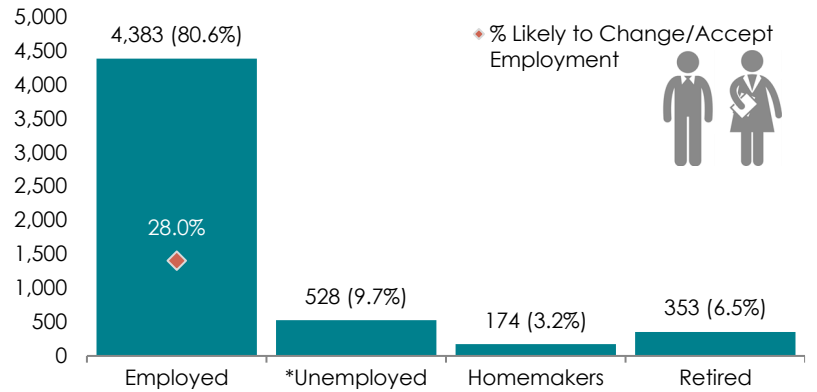
### CURRENT BENEFITS:



### DESIRED BENEFITS:



### ESTIMATED TOTAL BY EMPLOYMENT STATUS (PERCENTAGE):



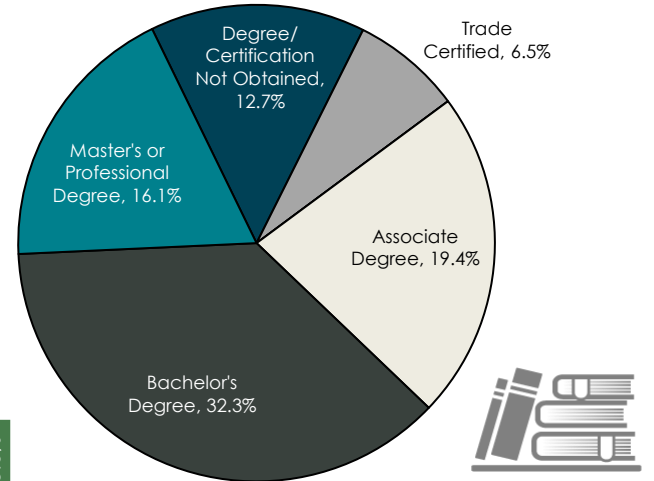
*\*Employment status is self-identified by the survey respondent. The unemployment percentage does not reflect the unemployment rate published by the U.S. Bureau of Labor Statistics, which applies a stricter definition.*

### EMPLOYMENT STATS:

- 67.7% paid an hourly wage
- 80.6% are/were employed full-time
- 19.4% are/were employed part-time
- 12.0% are/were self-employed
- 24.0% hold two or more jobs
- Currently working an average of 47 hours/week

### EDUCATIONAL LEVEL:

(87.0% HAVE AN EDUCATION BEYOND HIGH SCHOOL)



### TOP JOB SEARCH RESOURCES:

*(For those seeking employment opportunities, by use.)*

- Internet - 93.5%
  - [www.indeed.com](http://www.indeed.com)
  - [www.linkedin.com](http://www.linkedin.com)
  - [www.ziprecruiter.com](http://www.ziprecruiter.com)
- Networking through friends, family or acquaintances - 45.2%
- IowaWORKS Centers - 29.0%
- Newspapers - 9.7%



# LABOR CHARACTERISTICS

## HEALTHCARE

OCCUPATION	OCCUPATIONAL CODE	MEAN WAGE	ENTRY WAGE	EXPERIENCED WAGE	MEDIAN WAGE	MEAN ANNUAL SALARY
Child, Family, and School Social Workers	21-1021	\$20.49	\$17.12	\$22.17	\$18.38	\$42,621
Diagnostic Medical Sonographers	29-2032	\$31.03	\$27.20	\$32.94	\$30.34	\$64,544
Educational, Guidance, School, and Vocational Counselors	21-1012	\$28.73	\$17.90	\$34.15	\$32.22	\$59,759
Healthcare Support Workers, All Other	31-9099	\$11.51	\$8.36	\$13.09	\$12.22	\$23,946
Licensed Practical and Licensed Vocational Nurses	29-2061	\$21.20	\$17.02	\$23.29	\$20.54	\$44,104
Medical and Health Services Managers	11-9111	\$42.69	\$27.49	\$50.30	\$37.25	\$88,805
Medical Assistants	31-9092	\$15.42	\$10.29	\$17.98	\$16.32	\$32,065
Medical Secretaries	43-6013	\$15.41	\$10.22	\$18.01	\$15.41	\$32,059
Medical Transcriptionists	31-9094	\$17.02	\$16.34	\$17.36	\$17.38	\$35,392
Nurse Practitioners	29-1171	\$56.82	\$39.67	\$65.40	\$53.59	\$118,191
Occupational Therapists	29-1122	\$33.15	\$27.54	\$35.96	\$34.49	\$68,954
Pharmacists	29-1051	\$65.37	\$54.58	\$70.77	\$60.73	\$135,976
Pharmacy Technicians	29-2052	\$16.45	\$12.68	\$18.33	\$16.49	\$34,212
Physical Therapists	29-1123	\$38.72	\$32.72	\$41.72	\$37.15	\$80,541
Physician Assistants	29-1071	\$48.60	\$35.48	\$55.16	\$50.27	\$101,086
Radiologic Technologists	29-2034	\$24.80	\$19.86	\$27.27	\$24.58	\$51,588
Registered Nurses	29-1141	\$27.60	\$22.67	\$30.06	\$27.54	\$57,405
Respiratory Therapists	29-1126	\$18.62	\$8.32	\$23.77	\$23.62	\$38,725
Social and Community Service Managers	11-9151	\$25.76	\$14.95	\$31.16	\$26.29	\$53,575
Social and Human Service Assistants	21-1093	\$19.84	\$12.11	\$23.70	\$20.14	\$41,263
Speech-Language Pathologists	29-1127	\$31.91	\$26.03	\$34.85	\$31.90	\$66,376

The 2021 Iowa Wage data for the Iowa Falls, IA Laborshed area was produced by the Labor Force & Occupational Analysis Bureau to provide communities local information on wages by occupation. The source of the wage and employment data is based on the May 2020 OES estimates. Additional occupational wage and employment data can be found at [www.iowalmi.gov/laborshed](http://www.iowalmi.gov/laborshed).

