

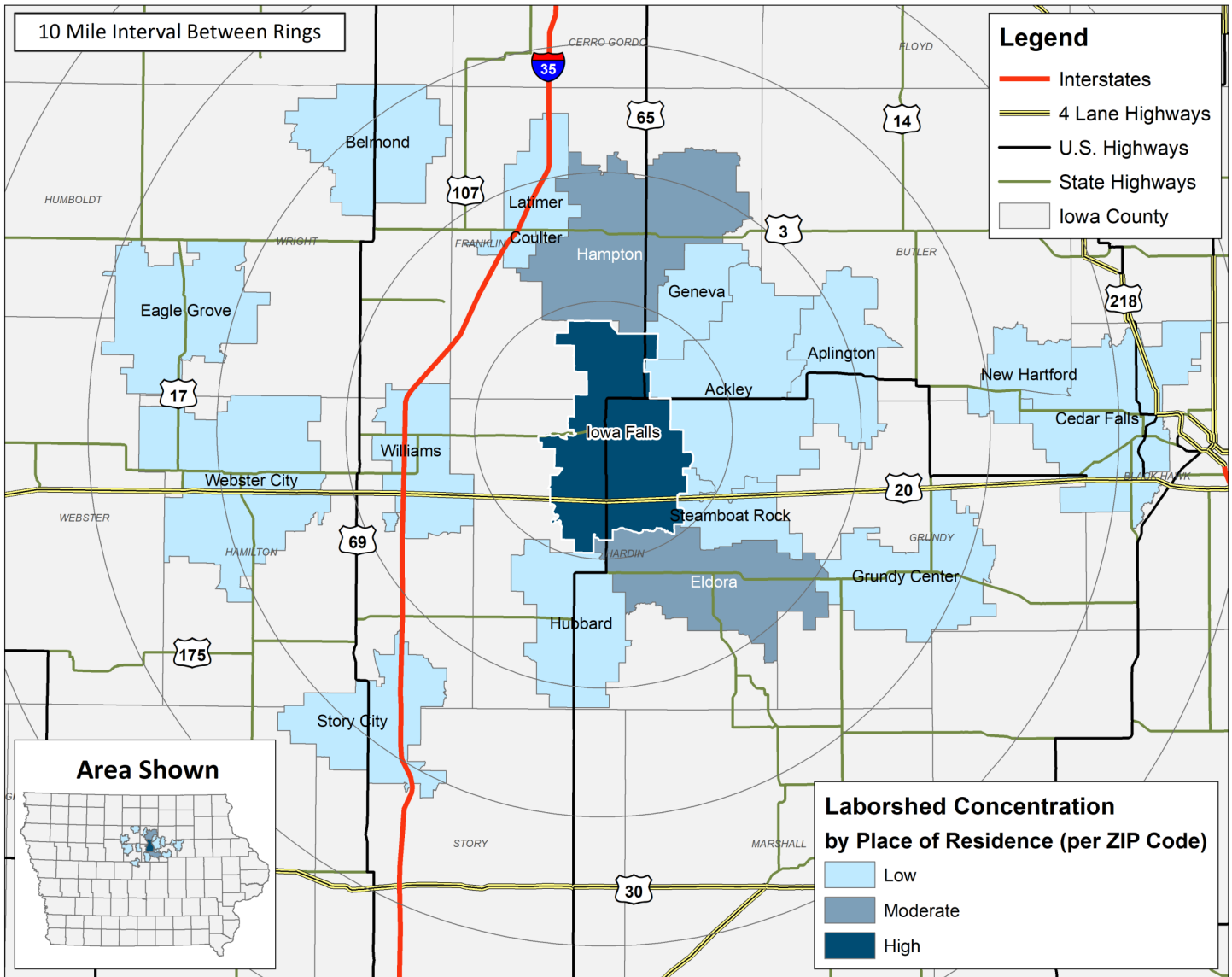
LABOR CHARACTERISTICS

FINANCIAL SERVICES



IOWA FALLS, IA LABORSHED AREA

CONCENTRATION OF RESPONDENTS WITHIN THE LABORSHED AREA WITH TRANSFERABLE EXPERIENCE/SKILLS BY PLACE OF RESIDENCE



Workers who have transferable experience/skills in the industry are currently commuting an average of 16 miles one way for work. Those who are likely to change/accept employment are willing to commute an average of 31 miles one way for the right employment opportunity.

FOR MORE INFORMATION REGARDING THE IOWA FALLS, IA LABORSHED, CONTACT:

Iowa Falls Area Development Corporation
520 Rocksylvania Avenue
Iowa Falls, IA 50126

Phone: (641) 648-5549 | E-mail: director@iowafallsdevelopment.com
www.iowafallsdevelopment.com

LABOR CHARACTERISTICS



FINANCIAL SERVICES

ESTIMATED AVAILABLE LABOR PER OCCUPATIONAL CATEGORY:

- Accountants and Auditors - 350
- Billing and Posting Clerks - 524
- Bookkeeping, Accounting, and Auditing Clerks - 1,048
- Brokerage Clerks - 177
- Computer and Information Systems Managers - 349
- Computer Systems Analysts - 176
- Customer Service Representatives - 1,571
- Financial Analysts - 173
- Financial Managers - 172
- Financial Specialists, All Other - 175
- First-Line Supervisors of Office and Administrative Support Workers - 1,397
- Loan Officers - 174

AN ESTIMATED TOTAL OF **6,286** PEOPLE IN THE LABORSHED AREA

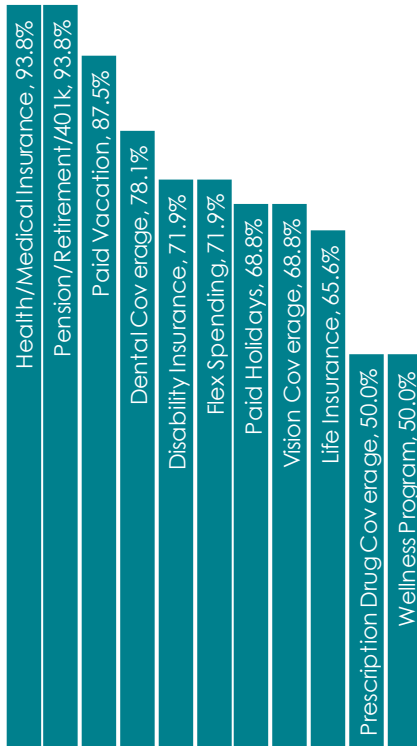
UNDEREMPLOYMENT (ESTIMATED):

- Low hours - 2.8% (13)
- Low income - 0.0%
- Mismatch of skills - 8.3% (37)
- Total - 8.3% (37)


(Individuals counted only once when estimating Total Underemployment.)



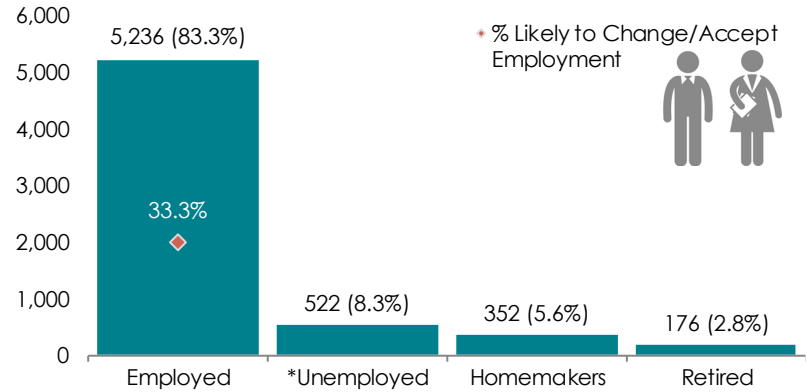
CURRENT BENEFITS:



DESIRED BENEFITS:



ESTIMATED TOTAL BY EMPLOYMENT STATUS (PERCENTAGE):



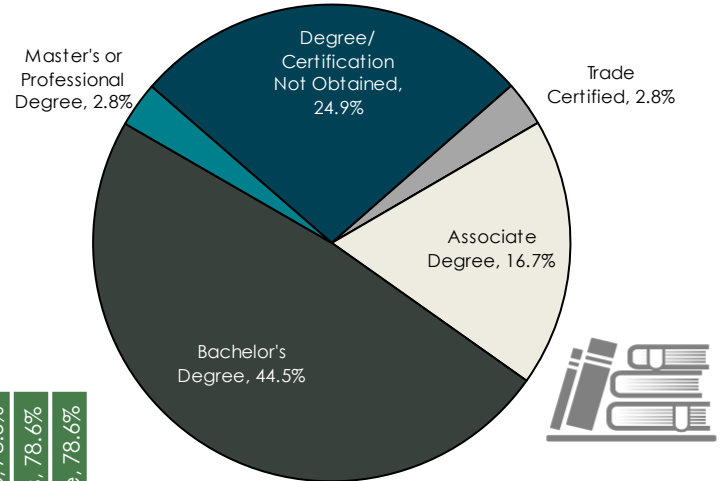
**Employment status is self-identified by the survey respondent. The unemployment percentage does not reflect the unemployment rate published by the U.S. Bureau of Labor Statistics, which applies a stricter definition.*

EMPLOYMENT STATS:

- 61.1% paid an hourly wage
- 91.4% are/were employed full-time
- 8.6% are/were employed part-time
- 9.7% are/were self-employed
- 3.3% hold two or more jobs
- Currently working an average of 43 hours/week

EDUCATIONAL LEVEL:

(91.7% HAVE AN EDUCATION BEYOND HIGH SCHOOL)



TOP JOB SEARCH RESOURCES:

(For those seeking employment opportunities, by use.)

- Internet - 94.4%
 - www.indeed.com
 - www.facebook.com
 - www.linkedin.com
 - www.moster.com
- Networking through friends, family or acquaintances - 33.3%
- IowaWORKS Centers - 25.0%
- Newspapers - 16.7%



LABOR CHARACTERISTICS



FINANCIAL SERVICES

OCCUPATION	OCCUPATIONAL CODE	MEAN WAGE	ENTRY WAGE	EXPERIENCED WAGE	MEDIAN WAGE	MEAN ANNUAL SALARY
Accountants and Auditors	13-2011	\$27.53	\$17.45	\$32.57	\$26.26	\$57,266
Billing and Posting Clerks	43-3021	\$19.68	\$15.32	\$21.86	\$20.09	\$40,938
Bookkeeping, Accounting, and Auditing Clerks	43-3031	\$17.55	\$10.82	\$20.91	\$16.67	\$36,495
Compliance Officers	13-1041	\$33.20	\$23.51	\$38.05	\$28.99	\$69,059
Computer and Information Systems Managers	11-3021	\$53.33	\$42.92	\$58.53	\$55.16	\$110,923
Customer Service Representatives	43-4051	\$16.61	\$10.66	\$19.59	\$16.07	\$34,551
Financial Managers	11-3031	\$50.22	\$29.63	\$60.52	\$45.83	\$104,464
First-Line Supervisors of Non-Retail Sales Workers	41-1012	\$37.82	\$32.94	\$40.25	\$36.77	\$78,656
First-Line Supervisors of Office and Administrative Support Workers	43-1011	\$27.10	\$19.10	\$31.10	\$26.00	\$56,362
Insurance Sales Agents	41-3021	\$24.41	\$13.15	\$30.05	\$20.26	\$50,780
Loan Officers	13-2072	\$33.04	\$20.61	\$39.26	\$27.82	\$68,731
Personal Financial Advisors	13-2052	\$29.99	\$16.89	\$36.54	\$25.10	\$62,375

The 2021 Iowa Wage data for the Iowa Falls, IA Laborshed area was produced by the Labor Force & Occupational Analysis Bureau to provide communities local information on wages by occupation. The source of the wage and employment data is based on the May 2020 OES estimates. Additional occupational wage and employment data can be found at www.iowalmi.gov/laborshed.

