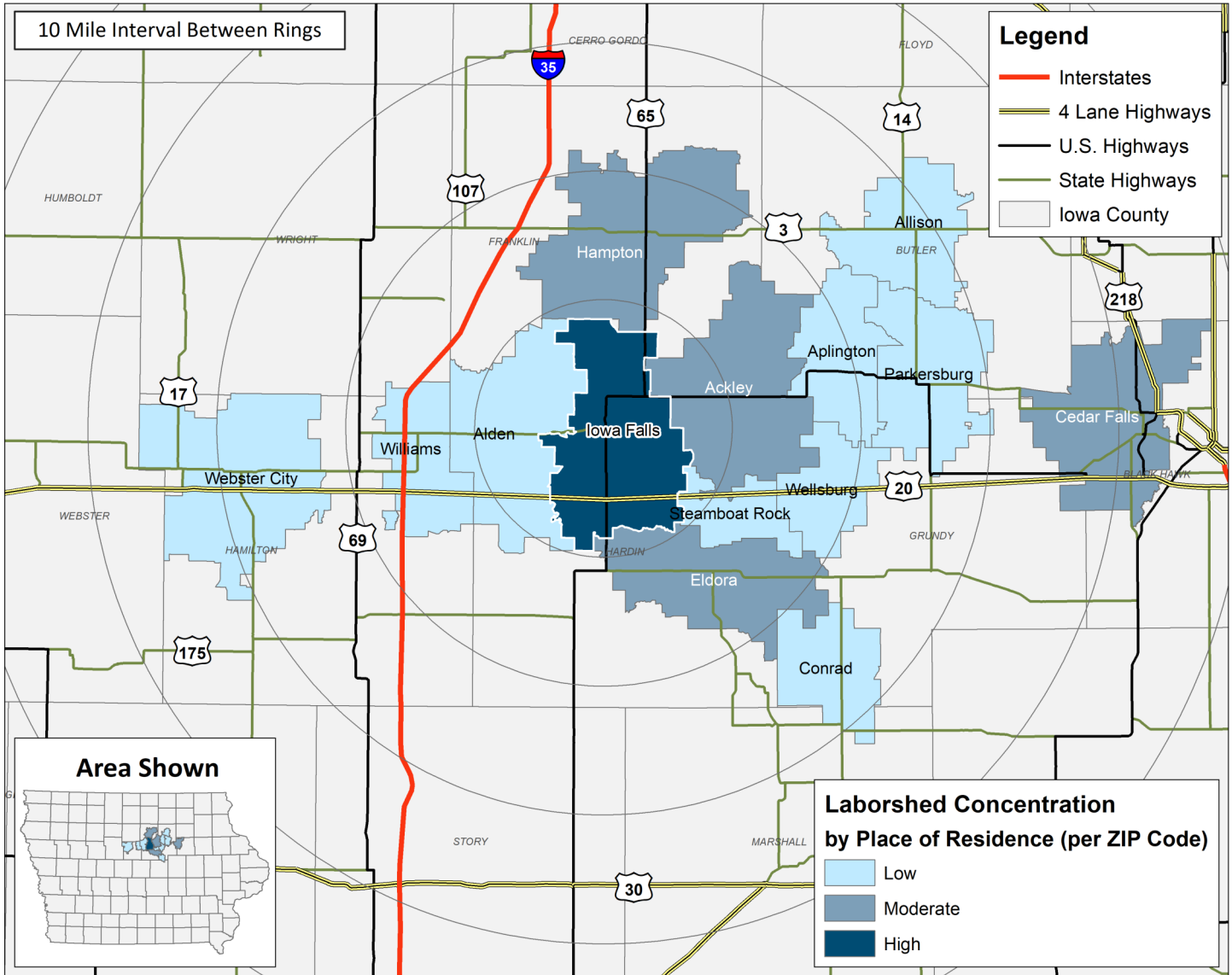


LABOR CHARACTERISTICS

CONSTRUCTION

IOWA FALLS, IA LABORSHED AREA

CONCENTRATION OF RESPONDENTS WITHIN THE LABORSHED AREA
WITH TRANSFERABLE EXPERIENCE/SKILLS BY PLACE OF RESIDENCE



Workers who have transferable experience/skills in the industry are currently commuting an average of 21 miles one way for work. Those who are likely to change/accept employment are willing to commute an average of 38 miles one way for the right employment opportunity.

FOR MORE INFORMATION REGARDING THE IOWA FALLS, IA LABORSHED, CONTACT:

Iowa Falls Area Development Corporation
520 Rocksylvania Avenue
Iowa Falls, IA 50126

Phone: (641) 648-5549 | E-mail: director@iowafallsdevelopment.com
www.iowafallsdevelopment.com

LABOR CHARACTERISTICS

CONSTRUCTION

ESTIMATED AVAILABLE LABOR PER OCCUPATIONAL CATEGORY:

- Carpenters - 524
- Cement Masons and Concrete Finishers - 173
- Construction Laborers - 174
- Construction Managers - 523
- Cost Estimators - 172
- Crane and Tower Operators - 177
- Electrical Power-Line Installers and Repairers - 699
- Electricians - 698
- First-Line Supervisors of Construction Trades and Extraction Workers - 349
- First-Line Supervisors of Mechanics, Installers, and Repairers - 525
- First-Line Supervisors of Production and Operating Workers - 1,048
- Heating, Air Conditioning, and Refrigeration Mechanics and Installers - 350
- Heavy and Tractor-Trailer Truck Drivers - 2,796
- Industrial Truck and Tractor Operators - 178
- Installation, Maintenance, and Repair Workers, All Other - 874
- Landscaping and Groundskeeping Workers - 348
- Rail-Track Laying and Maintenance Equipment Operators - 176
- Structural Iron and Steel Workers - 175

AN ESTIMATED TOTAL OF **9,959** PEOPLE IN THE LABORSHED AREA

UNDEREMPLOYMENT (ESTIMATED):

- Low hours - 0.0%
- Low income - 0.0%
- Mismatch of skills - 8.8% (62)
- Total - 8.8% (62)

(Individuals counted only once when estimating Total Underemployment.)

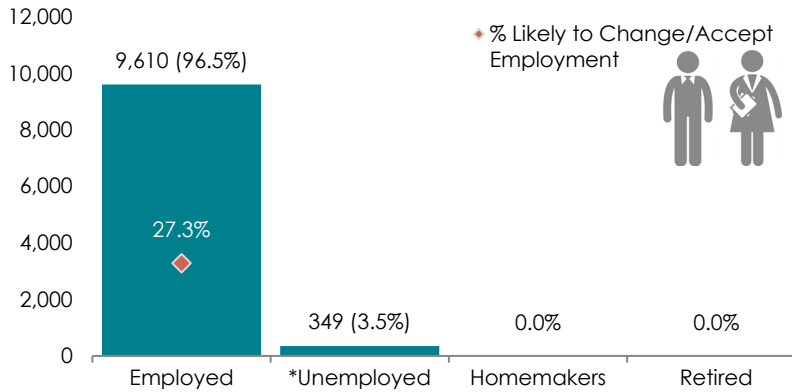
CURRENT BENEFITS:



DESIRED BENEFITS:



ESTIMATED TOTAL BY EMPLOYMENT STATUS (PERCENTAGE):



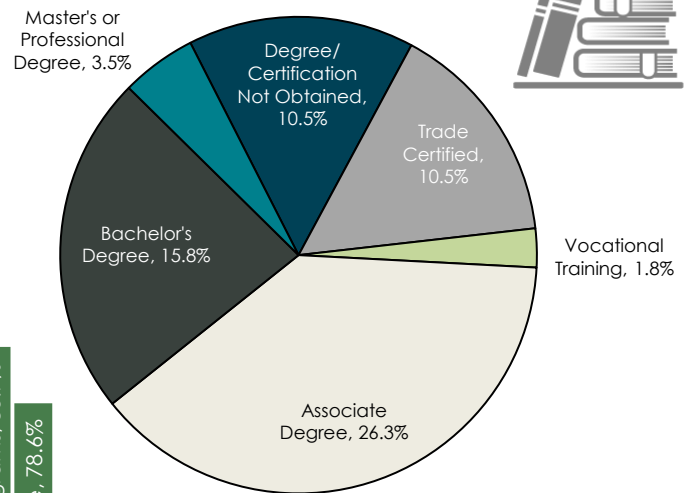
**Employment status is self-identified by the survey respondent. The unemployment percentage does not reflect the unemployment rate published by the U.S. Bureau of Labor Statistics, which applies a stricter definition.*

EMPLOYMENT STATS:

- 68.4% paid an hourly wage
- 98.2% are/were employed full-time
- 1.8% are/were employed part-time
- 23.2% are/were self-employed
- 10.9% hold two or more jobs
- Currently working an average of 51 hours/week

EDUCATIONAL LEVEL:

(68.4% HAVE AN EDUCATION BEYOND HIGH SCHOOL)



TOP JOB SEARCH RESOURCES:

(For those seeking employment opportunities, by use.)

- Internet - 64.8%
 - www.indeed.com
 - Company/organization websites
 - www.facebook.com
 - www.linkedin.com
- Networking through friends, family or acquaintances - 59.3%
- Private Employment Services - 22.2%
- IowaWORKS Centers - 22.2%



LABOR CHARACTERISTICS

CONSTRUCTION

OCCUPATION	OCCUPATIONAL CODE	MEAN WAGE	ENTRY WAGE	EXPERIENCED WAGE	MEDIAN WAGE	MEAN ANNUAL SALARY
Carpenters	47-2031	\$20.37	\$12.24	\$24.44	\$21.58	\$42,373
Cement Masons and Concrete Finishers	47-2051	\$24.06	\$19.92	\$26.14	\$24.13	\$50,053
Civil Engineering Technicians	17-3022	\$21.68	\$17.24	\$23.90	\$19.33	\$45,094
Civil Engineers	17-2051	\$38.74	\$33.85	\$41.19	\$38.47	\$80,584
Construction and Building Inspectors	47-4011	\$30.92	\$25.56	\$33.60	\$31.12	\$64,317
Construction Laborers	47-2061	\$15.96	\$12.28	\$17.80	\$16.42	\$33,188
Construction Managers	11-9021	\$33.54	\$24.81	\$37.91	\$30.06	\$69,771
Cost Estimators	13-1051	\$25.84	\$12.57	\$32.47	\$27.35	\$53,749
Electricians	47-2111	\$24.27	\$20.52	\$26.14	\$24.25	\$50,477
Financial Managers	11-3031	\$50.22	\$29.63	\$60.52	\$45.83	\$104,464
First-Line Supervisors of Construction Trades and Extraction Workers	47-1011	\$29.41	\$22.27	\$32.98	\$28.41	\$61,166
Heating, Air Conditioning, and Refrigeration Mechanics and Installers	49-9021	\$21.24	\$15.54	\$24.08	\$21.74	\$44,170
Heavy and Tractor-Trailer Truck Drivers	53-3032	\$21.72	\$16.99	\$24.09	\$19.55	\$45,188
Highway Maintenance Workers	47-4051	\$22.49	\$19.19	\$24.14	\$22.47	\$46,780
Industrial Truck and Tractor Operators	53-7051	\$17.76	\$14.81	\$19.24	\$17.64	\$36,943
Laborers and Freight, Stock, and Material Movers, Hand	53-7062	\$16.63	\$12.42	\$18.74	\$17.33	\$34,596
Maintenance and Repair Workers, General	49-9071	\$20.48	\$14.39	\$23.52	\$21.32	\$42,597
Maintenance Workers, Machinery	49-9043	\$20.02	\$13.95	\$23.06	\$19.59	\$41,650
Mobile Heavy Equipment Mechanics, Except Engines	49-3042	\$24.63	\$21.57	\$26.16	\$23.97	\$51,231
Operating Engineers and Other Construction Equipment Operators	47-2073	\$23.05	\$18.90	\$25.13	\$23.19	\$47,942
Secretaries and Administrative Assistants, Except Legal, Medical, and Executive	43-6014	\$16.79	\$12.71	\$18.84	\$16.15	\$34,929
Septic Tank Servicers and Sewer Pipe Cleaners	47-4071	\$20.81	\$12.90	\$24.76	\$21.68	\$43,278
Tool and Die Makers	51-4111	\$27.32	\$23.27	\$29.35	\$27.75	\$56,828

The 2021 Iowa Wage data for the Iowa Falls, IA Laborshed area was produced by the Labor Force & Occupational Analysis Bureau to provide communities local information on wages by occupation. The source of the wage and employment data is based on the May 2020 OES estimates. Additional occupational wage and employment data can be found at www.iowalmi.gov/laborshed.