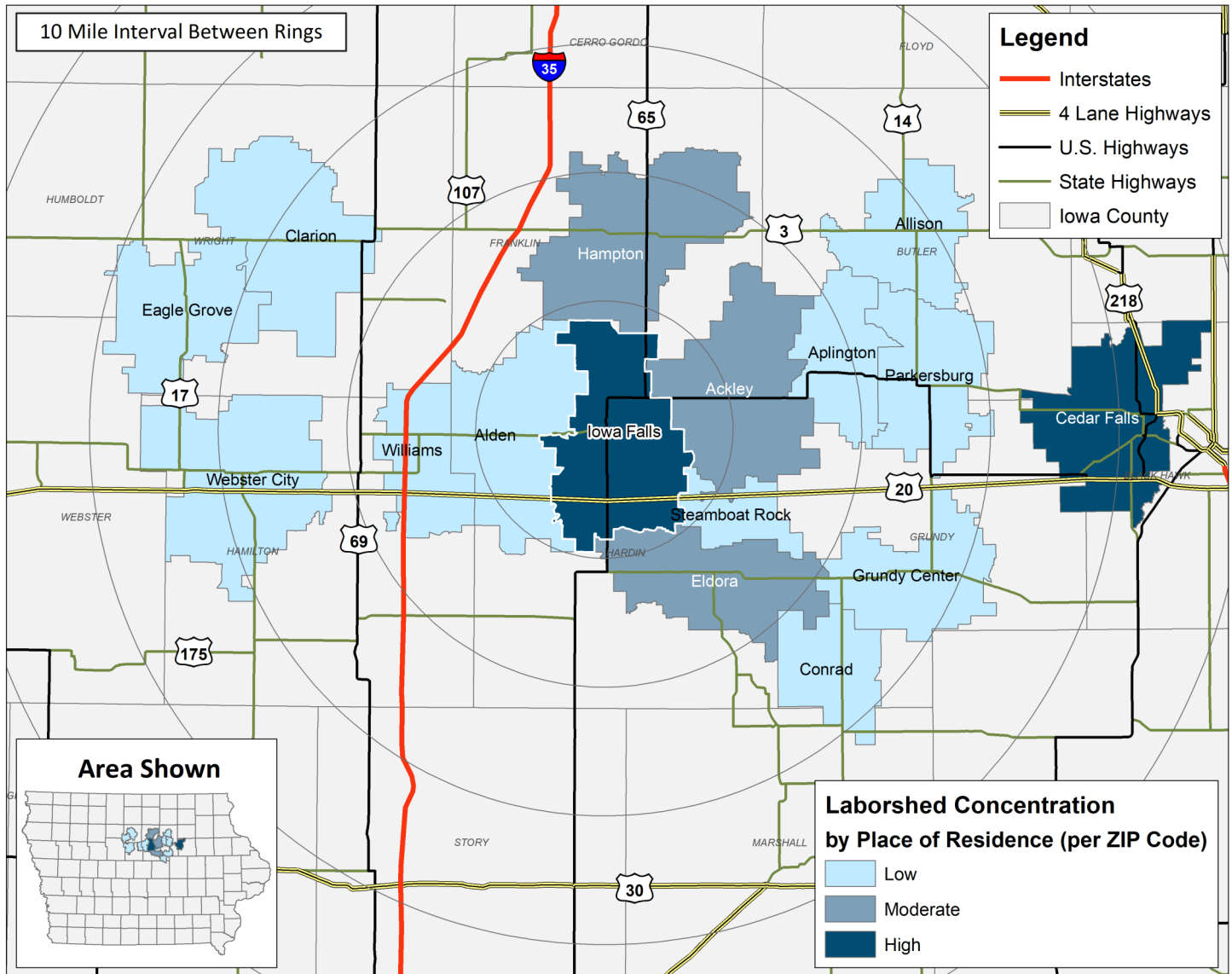


LABOR CHARACTERISTICS

ADVANCED MANUFACTURING

IOWA FALLS, IA LABORSHED AREA

CONCENTRATION OF RESPONDENTS WITHIN THE LABORSHED AREA
WITH TRANSFERABLE EXPERIENCE/SKILLS BY PLACE OF RESIDENCE



Workers who have transferable experience/skills in the industry are currently commuting an average of 16 miles one way for work. Those who are likely to change/accept employment are willing to commute an average of 34 miles one way for the right employment opportunity.

FOR MORE INFORMATION REGARDING THE IOWA FALLS, IA LABORSHED, CONTACT:

Iowa Falls Area Development Corporation
520 Rocksylvania Avenue
Iowa Falls, IA 50126

Phone: (641) 648-5549 | E-mail: director@iowafallsdevelopment.com
www.iowafallsdevelopment.com

LABOR CHARACTERISTICS



ADVANCED MANUFACTURING

ESTIMATED AVAILABLE LABOR PER OCCUPATIONAL CATEGORY:

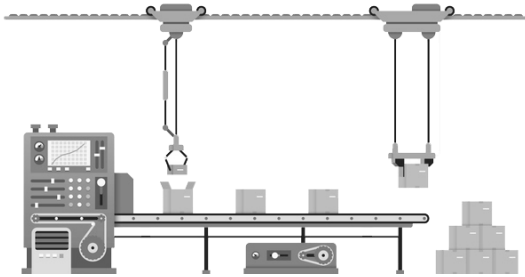
- Crane and Tower Operators - 175
- Electricians - 697
- Engineers, All Other - 696
- First-Line Supervisors of Mechanics, Installers, and Repairers - 521
- First-Line Supervisors of Production and Operating Workers - 1,045
- Heavy and Tractor-Trailer Truck Drivers - 2,786
- Industrial Engineers - 172
- Industrial Production Managers - 348
- Industrial Truck and Tractor Operators - 176
- Inspectors, Testers, Sorters, Samplers, and Weighers - 174
- Installation, Maintenance, and Repair Workers, All Other - 871
- Laborers and Freight, Stock, and Material Movers, Hand - 177
- Production Workers, All Other - 1,567
- Team Assemblers - 522
- Water and Wastewater Treatment Plant and System Operators - 173

AN ESTIMATED TOTAL OF **10,100** PEOPLE IN THE LABORSHED AREA

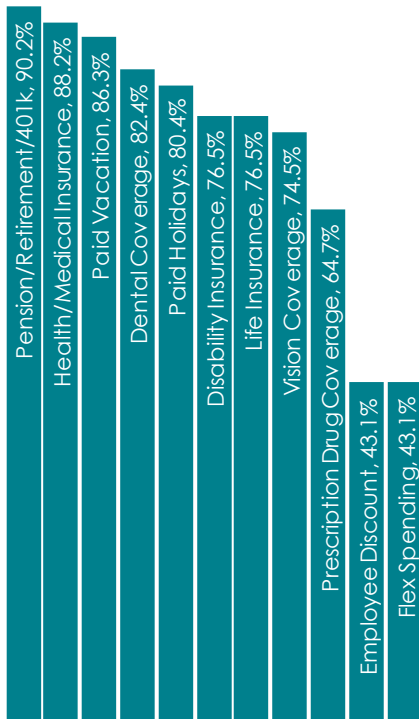
UNDEREMPLOYMENT (ESTIMATED):

- Low hours - 0.0%
- Mismatch of skills - 5.2% (37)
- Low income - 0.0%
- Total - 5.2% (37)

(Individuals counted only once when estimating Total Underemployment.)



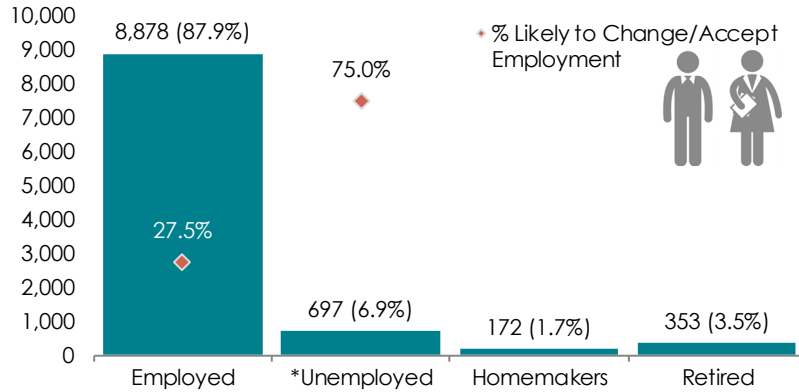
CURRENT BENEFITS:



DESIRED BENEFITS:



ESTIMATED TOTAL BY EMPLOYMENT STATUS (PERCENTAGE):



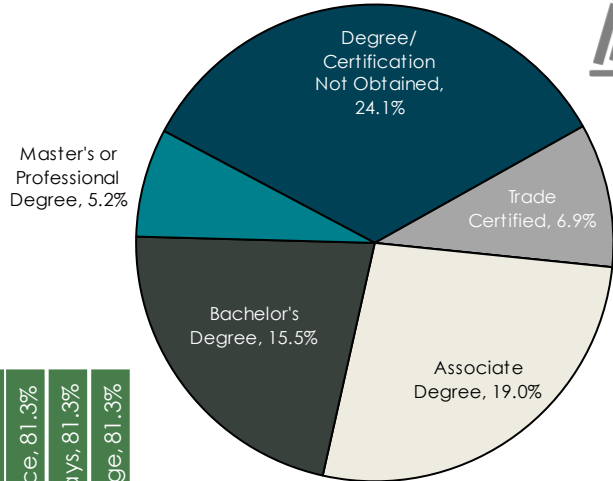
**Employment status is self-identified by the survey respondent. The unemployment percentage does not reflect the unemployment rate published by the U.S. Bureau of Labor Statistics, which applies a stricter definition.*

EMPLOYMENT STATS:

- 69.0% paid an hourly wage
- 91.1% are/were employed full-time
- 8.9% are/were employed part-time
- 11.5% are/were self-employed
- 9.8% hold two or more jobs
- Currently working an average of 50 hours/week

EDUCATIONAL LEVEL:

(70.7% HAVE AN EDUCATION BEYOND HIGH SCHOOL)



TOP JOB SEARCH RESOURCES:

(For those seeking employment opportunities, by use.)

- Internet - 69.1%
 - www.indeed.com
 - www.linkedin.com
 - www.monster.com
 - Company/organization website
- Networking through friends, family or acquaintances - 49.1%
- IowaWORKS Centers - 25.5%
- Private Employment Services - 23.6%



LABOR CHARACTERISTICS



ADVANCED MANUFACTURING

OCCUPATION	OCCUPATIONAL CODE	MEAN WAGE	ENTRY WAGE	EXPERIENCED WAGE	MEDIAN WAGE	MEAN ANNUAL SALARY
Architectural and Engineering Managers	11-9041	\$52.37	\$37.73	\$59.68	\$54.40	\$108,922
Conveyor Operators and Tenders	53-7011	\$17.53	\$15.40	\$18.60	\$17.53	\$36,465
Electricians	47-2111	\$24.27	\$20.52	\$26.14	\$24.25	\$50,477
First-Line Supervisors of Mechanics, Installers, and Repairers	49-1011	\$35.90	\$25.55	\$41.07	\$36.33	\$74,668
First-Line Supervisors of Production and Operating Workers	51-1011	\$26.35	\$17.73	\$30.66	\$25.34	\$54,803
Heavy and Tractor-Trailer Truck Drivers	53-3032	\$21.72	\$16.99	\$24.09	\$19.55	\$45,188
Helpers--Production Workers	51-9198	\$14.13	\$10.79	\$15.80	\$14.44	\$29,389
Industrial Engineers	17-2112	\$36.93	\$28.21	\$41.28	\$35.72	\$76,808
Industrial Machinery Mechanics	49-9041	\$24.05	\$16.20	\$27.97	\$25.67	\$50,016
Industrial Production Managers	11-3051	\$44.42	\$28.88	\$52.19	\$44.71	\$92,387
Industrial Truck and Tractor Operators	53-7051	\$17.76	\$14.81	\$19.24	\$17.64	\$36,943
Inspectors, Testers, Sorters, Samplers, and Weighers	51-9061	\$19.63	\$14.53	\$22.17	\$19.44	\$40,822
Laborers and Freight, Stock, and Material Movers, Hand	53-7062	\$16.63	\$12.42	\$18.74	\$17.33	\$34,596
Light Truck or Delivery Services Drivers	53-3033	\$13.03	\$11.06	\$14.01	\$12.25	\$27,099
Machinists	51-4041	\$22.27	\$18.79	\$24.02	\$22.28	\$46,327
Maintenance and Repair Workers, General	49-9071	\$20.48	\$14.39	\$23.52	\$21.32	\$42,597
Maintenance Workers, Machinery	49-9043	\$20.02	\$13.95	\$23.06	\$19.59	\$41,650
Mechanical Drafters	17-3013	\$25.31	\$18.70	\$28.61	\$25.65	\$52,635
Mechanical Engineers	17-2141	\$34.86	\$27.12	\$38.72	\$35.14	\$72,502
Mixing and Blending Machine Setters, Operators, and Tenders	51-9023	\$18.72	\$16.30	\$19.92	\$18.46	\$38,928
Packaging and Filling Machine Operators and Tenders	51-9111	\$16.40	\$13.57	\$17.81	\$16.46	\$34,104
Packers and Packers, Hand	53-7064	\$17.58	\$11.58	\$20.59	\$18.35	\$36,576
Production Workers, All Other	51-9199	\$12.28	\$8.41	\$14.21	\$13.18	\$25,533
Tool and Die Makers	51-4111	\$27.32	\$23.27	\$29.35	\$27.75	\$56,828
Water and Wastewater Treatment Plant and System Operators	51-8031	\$24.39	\$18.87	\$27.15	\$23.44	\$50,737
Welders, Cutters, Solderers, and Brazers	51-4121	\$18.72	\$13.79	\$21.19	\$19.77	\$38,935

The 2021 Iowa Wage data for the Iowa Falls, IA Laborshed area was produced by the Labor Force & Occupational Analysis Bureau to provide communities local information on wages by occupation. The source of the wage and employment data is based on the May 2020 OES estimates. Additional occupational wage and employment data can be found at www.iowalmi.gov/laborshed.